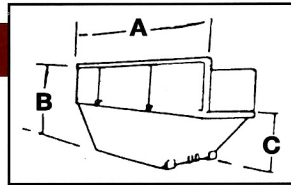



ACE LUGGER CONTAINERS

SPECIFICATIONS

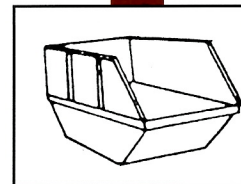


STANDARD CONTAINERS

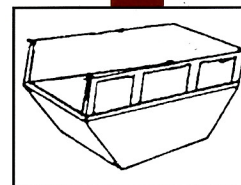
SERIES	TYPE	MODEL NO.	CAPACITY yd ³	DIMENSION S			WEIGHT lb.
				A in.	B in.	C in.	
2157	Flat Top	FT-3	3	89	36	36	850
		FT-4	4	91	46	46	1,115
	Slant Back	SB-5	5	83	60	30	1,050
		SB-6	6	87	66	33	1,170
	Square End	SE-6	6	86	66	32	1,250
3163	Flat Top	FT-4	4	102	40	40	1,110
		FT-5	5	104	48	48	1,155
	Slant Back	SB-4	4	100	40	28	965
		SB-5	5	96	48	28	1,080
		SB-6	6	100	56	28	1,170
		SB-8	8	104	72	36	1,480
	Square End	SE-6	6	100	56	34	1,320
3878	Flat Top	FT-5	5	118	40	40	1,190
		FT-6	6	114	48	48	1,310
	Slant Back	SB-5	5	114	40	28	1,150
		SB-6	6	114	48	28	1,245
		SB-8	8	120	60	30	1,375
4696	Flat Top	FT-6	6	136	42	42	1,350
		FT-8	8	139	54	54	1,675
		FT-10	10	147	60	60	1,890
	Slant Back	SB-6	6	124	44	28	1,329
		SB-8	8	144	48	38	1,540
		SB-10	10	142	64	40	1,790
		SB-12	12	144	72	40	2,090
		SB-14	14	150	80	40	2,245
	Square End	SE-5	5	120	41	26	1,258
		SE-6	6	120	48	26	1,351
		SE-6	6	138	42	42	1,347
		SE-8	8	144	48	38	1,532
	SE-10	10	144	60	40	1,833	
	SE-12	12	144	72	40	2,086	
	SE-14	14	144	80	40	2,255	
	Dust Slant Back	DSB-12	12	144	72	40	2,555
5810	Slant Back	SB-16	16	165	84	40	2,620
	Square End	SE-12	12	160	60	40	2,060
		SE-14	14	160	66	40	2,195
7420	Square End	SE-8	8	158	48	48	1,600
		SE-14	14	170	66	40	2,378
		SE-16	16	180	72	40	2,632
		SE-18	18	182	84	40	2,908
		SE-18	18	170	87	40	3,545
		SE-20	20	184	89	40	3,072
	SE-22	22	190	93	48	3,287	
	SE-22	22	185	90	48	3,835	



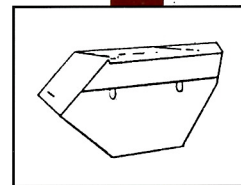
FT – Flat Top design for collection transportation, storage and dumping of scrap metal and other bulky material



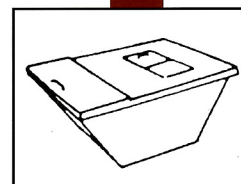
SB – This Slant Back model is for handling light bulk materials. Open and above dumping lip, open top, extended sides for increased volume.



SE – Square End design for increased capacity of light bulk materials when square rear configuration will not hinder dumping operation.



DSB – This Dust Slant Back model is fully enclosed for loose materials such as dust, powders and refuse. Large discharge door. Two top sliding charging doors.



SFT – This sludge Flat Top model is designed for sludge and liquids. Fully enclosed. Full width discharge door and top charging door have rubber gaskets to help prevent spills.

LARGER CONTAINERS OFFERED (SUPER SERIES ONLY):
SLUDGE CONTAINERS UP TO 24 CU. YDS. OPEN TOP CONTAINERS UP TO 30 CU. YDS.

SERIES	Series Description Information								
	UTILITY GROUP					HIGH TONNAGE GROUP			
	1951	2157	3163	3878	1951/2157	4696	5810	7420	4696/7420
A	51"	57"	63"	78"	57"	96"	110"	120"	120"
B	19"	21"	31"	38"	21"	46"	58"	74"	74"
C	27"	21½"	25½"	35½"	32½"/21½"	54½"	67"	69"	70½"/65½"

approx.

All dimensions in inches

Brother's Equipment

1335 East 171st Street • Cleveland, Ohio 44110

Phone: 216.458.0180 • Toll Free: 1.800.578.8471 • Fax: 216.458.0330

